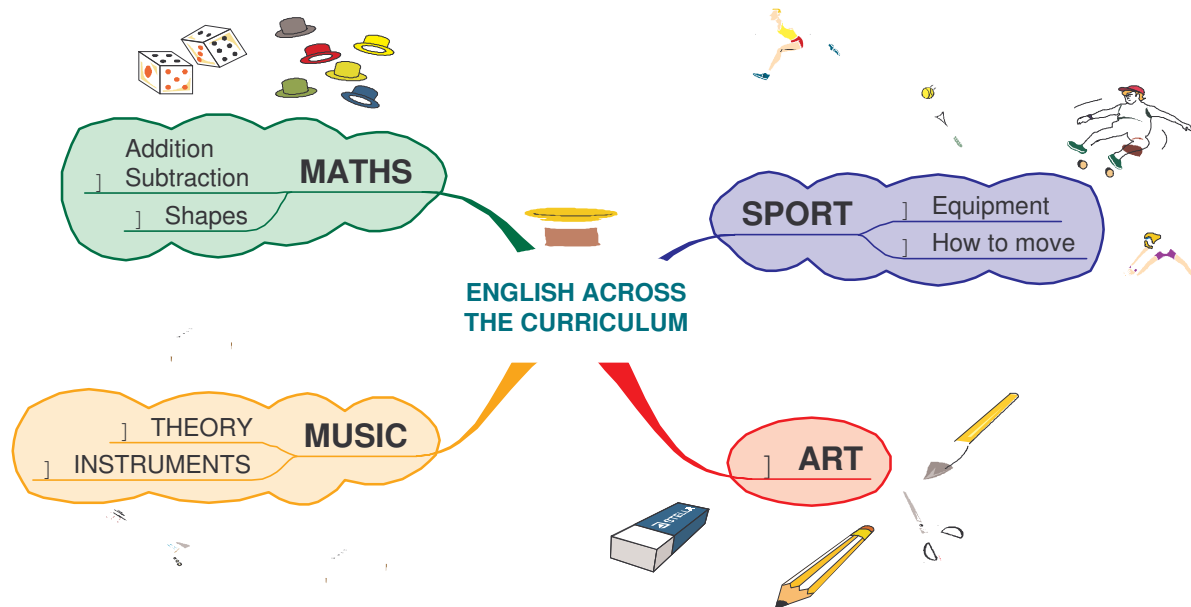


# E) ENGLISH ACROSS THE CURRICULUM

Early learning of a non mother-tongue language must be integrated into other teaching in the primary school. (Brewster, Ellis & Girard (1992))



## *Integrated Approach*

Integrated foreign language learning means “embedding” the foreign language in other areas of the primary school curriculum. “Embedding” the foreign language can take a variety of forms: from the so-called “weak” version where the foreign language is merely used for everyday classroom language (registering, organising pair or group work, talking about daily activities, the weather and the date, etc.) to the “strong” version where the foreign language is integrated in subject areas such as mathematics, social studies or physical education whenever possible. The intensity and frequency of integrating the foreign language in the primary school curriculum is left to the teacher and strongly related to his/her language and methodological skills.

Obviously, for this approach the foreign language teacher needs to be the class teacher at the same time. Integrated language teaching is far more demanding for the teacher than teaching the foreign language in a more subject-like approach (traditional model): “embedding” the foreign language whenever appropriate implies not only a good command of the foreign language but also the application of new methodological techniques. The class teacher should be able to lead the children skilfully and naturally from their first language to the foreign language by using the foreign language in a flexible and spontaneous way.

## **English across the curriculum :**

According to the ideas of our project there is no extra English lesson for the primary school children - English is integrated within the normal frame of all the subjects except of the subject representing their mother tongue. In other words, an Austrian child experiences little English sequences of about ten minutes each day in one of the subjects apart from German. Please click on one of the "branches" of the subjects (**MATHS** , **PE** , **ART** , **MUSIC** ) to get to the appropriate words, structures and phrases you might use in the classroom-situation.


At this stage children are not supposed to use the language productively. They will understand you because they can read your body language and understand the visual aids you'll show.

In **ART** -lessons it will mainly be colour dictations or they will understand you because they imitate and copy what you're doing.

In **SPORT** (gym-lessons) they will understand your commands: e.g. "Make groups of three", "Run to the wall-bars", "Boys come here and make a line", "Throw the red ball to Peter, please!" etc. - So in a way you give them the chance to show understanding. They only react physically (**TPR**).

In **MUSIC** you might sing an English song, or do a jazz-chant with them.

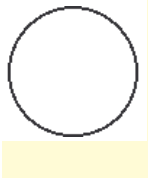


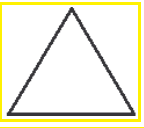
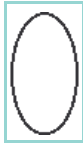
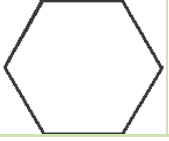
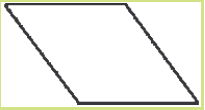
In **MATHS** you ask them to do the tasks in English.



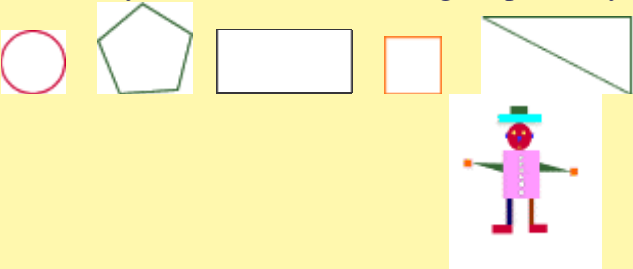
## MATHS

ADDITION				
<b>2</b>	<b>+</b>	<b>2</b>	<b>=</b>	<b>4</b>
two	and	two	is	4
<b>3</b>	<b>+</b>	<b>3</b>	<b>=</b>	<b>6</b>
three	and	three	is	six
<b>1</b>	<b>+</b>	<b>7</b>	<b>=</b>	<b>8</b>
one	and	seven	is	eight
SUBTRACTION				
<b>4</b>	<b>-</b>	<b>2</b>	<b>=</b>	<b>2</b>
four	take away	two	is	two
<b>5</b>	<b>-</b>	<b>1</b>	<b>=</b>	<b>4</b>
five	take away	one	is	four
<b>7</b>	<b>-</b>	<b>3</b>	<b>=</b>	<b>4</b>
seven	take away	three	is	four

# SHAPES

			
<b>circle</b>	<b>rectangle</b>	<b>square</b>	<b>triangle</b>
			
<b>oval</b>	<b>hexagon</b>	<b>rhombus</b>	

## TASKS with shapes

<b>SHAPES IN CLASS</b>	ask your class to hunt around the classroom, looking for different shapes (e.g. square windows, rectangular tables).
<b>Colour the Shapes</b>	Squares RED, Rectangles BLUE, Circles GREEN, Ovals ORANGE, Triangles YELLOW
<b>ACT OUT</b>	If you have a circle - stand up! If you have a square - stand up! Circles - sit down! Triangles - stand up!
<b>SHAPES – an ACTION SONG</b> by Greg&Steve	Shapes, shapes, we're gonna play a game with shapes. If you listen very carefully, I'll tell you what we're gonna do. If you have a circle, stand up! If you have a square, stand up! If you have a triangle, stand up! If you have a rectangle, stand up! Everybody sit down! Shapes, shapes,... Now that you have the idea - we'll do it again - but this time listen very carefully! Circles, stand up! - Triangles, stand up! Rectangles, stand up! Circles sit down. Triangles, sit down! Squares, stand up! Rectangles, sit down! Circles, stand up! Squares, sit down, Triangles, stand up! Rectangles, stand up! Squares, stand up! Everybody, sit down! Start it all over again!
<b><u>Shapes and numbers</u></b>	Print out the worksheet How many of each of the following shapes can you find in the picture 

**Shape Hokey Pokey**

**Objective:** To learn different shapes by using music.

**Materials:**

Different colours of felt or craft foam, Scissors

A pattern of these shapes: circle, triangle, square, rectangle and oval.

**Activity:**

Step 1:

Take the craft material of your choice (felt or craft foam) and cut out the 5 different shapes for each child in your classroom. You can make the shapes all the same colours, such as all the triangles yellow and all the squares blue, etc., or you can mix up the colours--either way works just fine.

Step 2:

Take the different shapes and give one of each kind to each child.

Step 3:

Ask the children if they know the song Hokey Pokey?? If they do, have them hum the song for you.

Step 4:

Tell the children you are going to use the Hokey Pokey music, but change the words to the song.

Step 5:

Start singing the song to the Hokey Pokey music:

*Put your circle in,*

*Put you circle out,*

*Put your circle in and shake it all bout*

*Do the hokey pokey and turn yourself around that's what its all about!!!*

*Put your square in*

*Put your square out*

*Put your square in and shake it all about*

*Do the hokey pokey and turn yourself around that's what its all about!!*

*Put your oval in*

*Put your oval out*

*Put your oval in and shake it all about*

*Do the hokey pokey and turn yourself around that's what its all about!!*

*Put your rectangle in*

*Put your rectangle out*

*Put your rectangle in and shake it all about*

*Do the hokey pokey and turn yourself around that's what its all about!!*

*Put your triangle in*

*Put your triangle out*

*put your triangle in and shake it all about*
































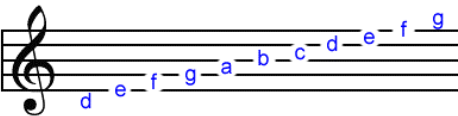
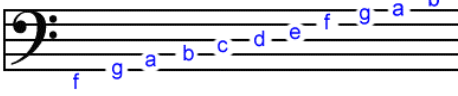

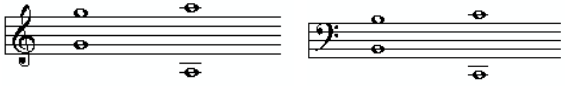

*Do the hokey pokey and turn yourself around that's what its all about!!!*

Enjoy singing and doing this song with yours class. Watch out they love it and want to do it over and



## MUSIC - THEORY


The information is based on the website: <http://library.thinkquest.org/15413/>

<b>Note Reading</b>	<b>Note Values</b>																		
<p>A staff is made up of five horizontal lines and four spaces.</p>  <p>Pitches are named after the first seven letters of the alphabet (A B C D E F G).</p>	<p>Each note has a specific duration.</p> <table border="1" style="width: 100%; border-collapse: collapse;"> <thead> <tr> <th style="text-align: left;">Name</th> <th style="text-align: center;">Note</th> <th style="text-align: center;">Rest</th> </tr> </thead> <tbody> <tr> <td>Whole Note</td> <td style="text-align: center;"></td> <td style="text-align: center;"></td> </tr> <tr> <td>Half Note</td> <td style="text-align: center;"></td> <td style="text-align: center;"></td> </tr> <tr> <td>Quarter Note</td> <td style="text-align: center;"></td> <td style="text-align: center;"></td> </tr> <tr> <td>Eighth Note</td> <td style="text-align: center;"></td> <td style="text-align: center;"></td> </tr> <tr> <td>Sixteenth Note</td> <td style="text-align: center;"></td> <td style="text-align: center;"></td> </tr> </tbody> </table>	Name	Note	Rest	Whole Note			Half Note			Quarter Note			Eighth Note			Sixteenth Note		
Name	Note	Rest																	
Whole Note																			
Half Note																			
Quarter Note																			
Eighth Note																			
Sixteenth Note																			
<b>CLEFS</b>																			
<p>A clef is a musical symbol placed at the beginning of the staff that determines the letter names of the lines and spaces.</p> <p>The two main clefs are the <i>treble</i></p>  <p>and the <i>bass</i>:</p> 	<p>A grand staff is a combination of both the treble and bass clefs connected by a vertical line on the left side of the staves (plural staves).</p>  <p>Ledger Lines are an extension of the staff. They are additional lines both above and below which are parallel to the staff. Each ledger line contains one note.</p> 																		
<b>Meter</b>																			
<p>Meter is the regular recurring pattern of strong and weak beats of equal duration; also known as time. The meter or time signature in a musical composition is indicated by a fraction, and located at the beginning of a piece of music. The lower number of the fraction tells what kind of note receives one beat. The upper number tells how many beats are in a measure.</p> <p>In Western music there are two types of meter, simple and compound. In simple meter the upper number is either 2, 3, or 4. Each beat is subdivided by two.</p>																			

# MUSIC – INSTRUMENTS


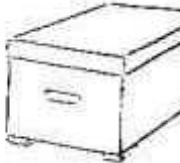
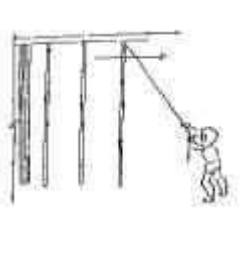


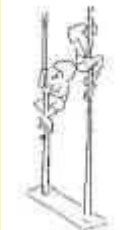
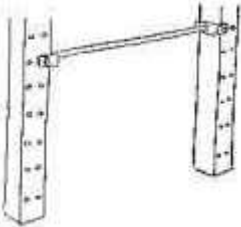



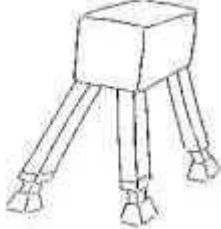
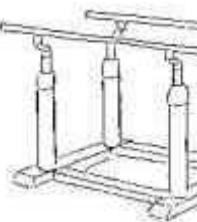
Woodwinds			
			
Piccolo	Flute	Oboe	Clarinet
 <p>Baritone      Tenor      Alto</p>			
Saxophone		Recorder	
Brass			
			
Trumpet	French Horn	Trombone	Tuba
Strings			
			
Violin	Viola	Cello	String Bass

# Rhythmic Percussion



			
<p><b>Drum Set</b></p>	<p><b>triangle, gong, maracas, tambourine, hand drums.</b></p>	<p><b>Cymbal</b></p>	<p><b>Xylophone</b></p>

## In the Sports Hall

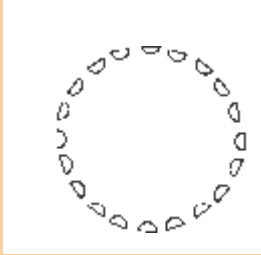
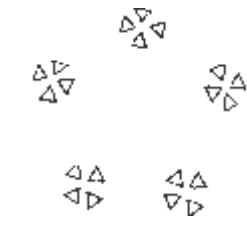
# Gymnastic equipment

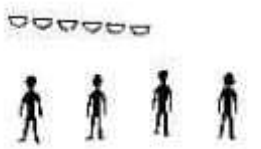

	mat		small box
	rope		ladder wall
	rings		climbing pole
	bar		bench
	box		springboard
	wooden horse		parallel bars





	ladder		wall bars
---	--------	---	-----------



arrangement


	Make a circle!		Split up into groups of four
---	----------------	--	------------------------------

	Stand in a line! Line up! (one by one)		Line up in a row!
---	---	---	-------------------

## How to move













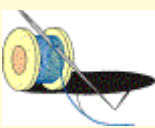


	Sit down		Kneel
---	----------	---	-------

	Make press-ups		Stay put! Don't move!
---	----------------	---	--------------------------

	<p><b>Go!</b></p> <p><b>Take a baby step!</b></p> <p><b>Take a giant step!</b></p>		<p><b>Run!</b></p>
	<p><b>Hop!</b></p> <p><b>Hop once!</b></p> <p><b>Hop twice!</b></p>		<p><b>Jump!</b></p>
	<p><b>Walk backwards!</b></p>		<p><b>Hop like a rabbit!</b></p>
	<p><b>Lie down!</b></p>		<p><b>Turn round!</b></p>
	<p><b>Make a somersault!</b></p>		



## ARTS

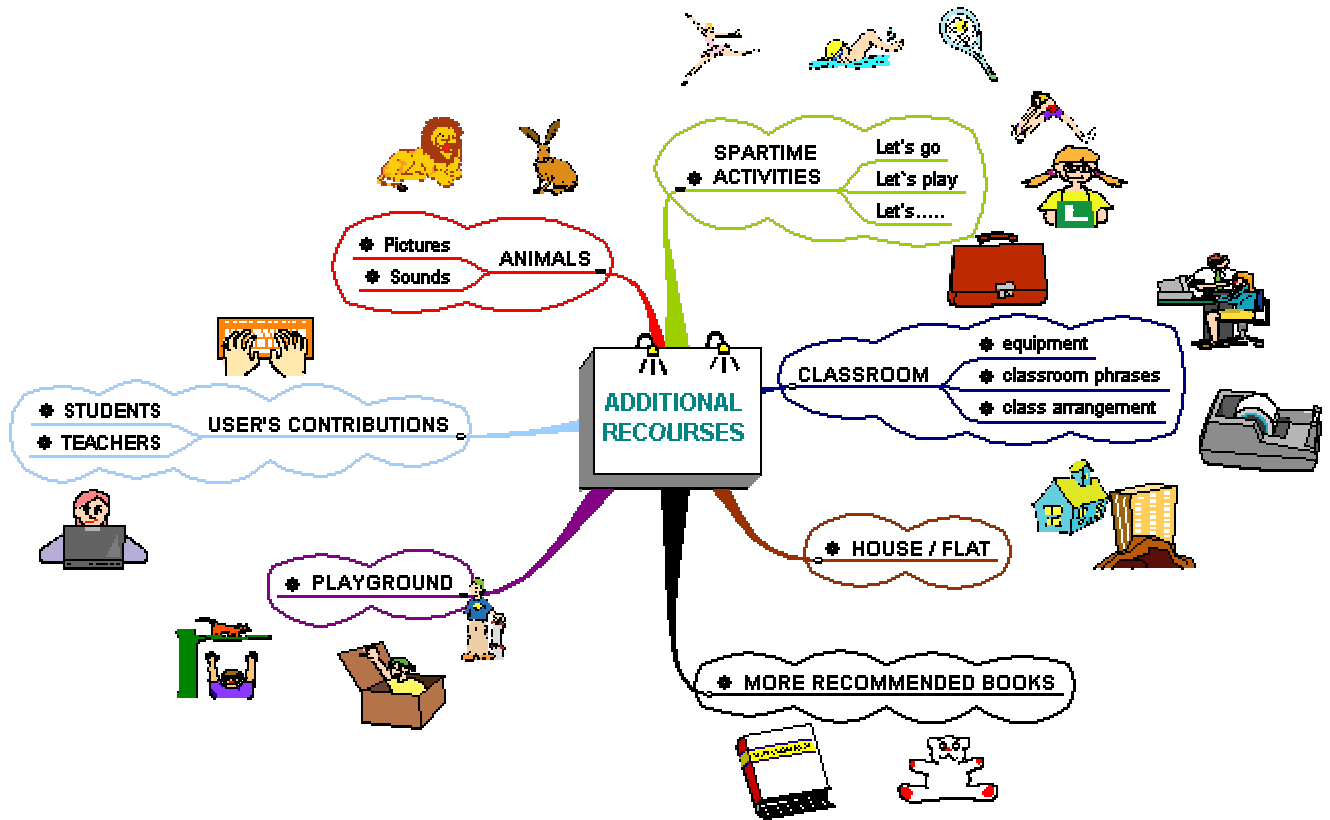
					
Sellotape	drawing pin	stapler	pair of scissors	pin	pencil
					
pen nib	paper clip	felt pen	pair of compasses	hair brush	bristle brush
					
needle and thread	ball of wool	safety pin	crayons	stamp	

## Activities

glue on	cut out	paint
outline	sketch	draw
dip...into	let... dry	clean / tidy up
sort out	stick on	decorate
colour in	wash the paintbrush	















# F) ADDITIONAL RECOURSES







TOPIC	Sub-topics	Page
ANIMALS	Pictures	168
	Sounds	169
SPARE TIME ACTIVITIES	Let's go	170
	Let's play	170
	Let's.....	171
CLASSROOM	Equipment	172
	Phrases	174
	Arrangement	176
PLAYGROUND		177
HOUSE / FLAT		177
USERS' CONTRIBUTIONS	Students	178
	Teachers	194
MORE RECOMMENDED BOOKS	Fairy Tales	196
	Big Books	197










# ANIMALS

## Animal Pictures

FARM ANIMALS					
					
bull	calf	cow	donkey	goat	horse
					
lamb	pig	sheep	chicken	rooster	turkey
					
peacock	pheasant				

PETS					
					
cat	dog	hamster	mouse	rabbit	rat

In the wood					
					
boar	deer	deer	fawn	fox	squirrel
					
wolf					

















# ANIMAL SOUNDS

## How do animals go?






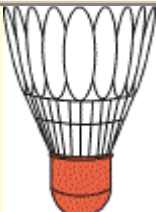







				
a bee goes <b>bzzzz</b>	a bird goes <b>tweet tweet</b>	a cat goes <b>meow</b>	a chick goes <b>peep peep.</b> 🇬🇧cheep, cheep	cows go <b>moo</b>
				
a crow goes <b>caw.</b>	cockoos go <b>cuckoo.</b>	dogs bark; they go <b>bow wow</b> or <b>arf</b> or <b>woof.</b>	donkeys bray; they go <b>hee-haw</b>	doves / pigeons <b>coo</b>
				
ducks quack; they go <b>quack quack.</b>	frogs croak; they go <b>ribbit.</b> 🇬🇧croak	goats go <b>maa, maa</b>	geese <b>honk.</b>	hens <b>cackle</b> and <b>cluck</b>
				
horses <b>neigh</b> or <b>whinney.</b>	lions <b>roar</b>	mice <b>squeak.</b>	owls hoot; they go <b>hoo.</b> 🇬🇧Owls hoot; they go <b>tu-whit,</b> <b>tu-who</b>	pigs grunt; they go <b>oink oink.</b>
				
roosters crow; they go <b>cock-a-doodle-doo.</b>	sheeps bleat; they go <b>baaah.</b>	turkeys go <b>gobble gobble</b>	wolves <b>howl</b>	

# SPARETIME ACTIVITIES

## LET'S GO..

				
<b>cycling</b>	<b>dancing</b>	<b>climbing</b>	<b>fencing</b>	<b>skate boarding</b>
				
<b>swimming</b>	<b>fishing</b>	<b>surfing</b>	<b>ice skating</b>	<b>skiing</b>
				
<b>sledging</b>	<b>snowboarding</b>	<b>cross-country skiing</b>	<b>bowling</b>	<b>horse riding</b>
				
<b>camping</b>				

## LET'S PLAY

				
<b>baseball</b>	<b>basketball</b>	<b>darts</b>	<b>golf</b>	<b>ice-hockey</b>
				
<b>badminton</b>	<b>table tennis</b>	<b>tennis</b>	<b>soccer</b>	<b>volleyball</b>
				
<b>cards</b>	<b>domino</b>	<b>chess</b>		

**LET'S .....**



take a picture




paint



# CLASSROOM

## EQUIPMENT




					
pen	red pencil	sharpener	pencil	rubber	felt pen
					
crayon	correction pen tip-ex	sticky paper Sello tape	glue stick	scissors	folder
					
worksheet	card	ruler	lined paper	plain paper	squared paper
					
note-book	map	poster	notice board	display board	overhead projector
					
bin	desk	chair	paperclip	schoolbag	




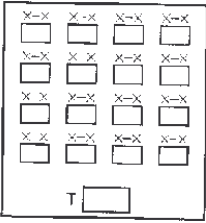
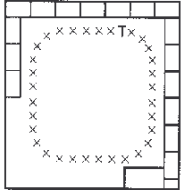
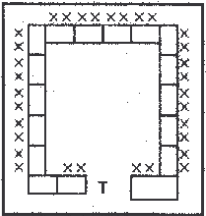
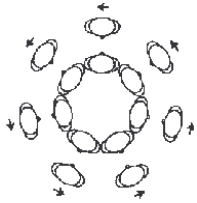
blackboard  
chair  
cupboard  
desk  
door  
map of the world  
notice board  
overhead  
projector  
poster  
tape recorder  
teacher's desk  
window

# PHRASES








Function	What you might say
Greeting	Good morning (girls and boys)!
Introducing yourself	I'm your English teacher. My name is.... What's your name?
Giving commands	Stand up!
	Sit down!
	Switch on the light!
	Close your eyes!
	Listen carefully!
	Look at me!
	Raise your hands!
	Put up your hands!
	Do it like me!
	Hurry up!
	Be quick!
	Be quiet! Quiet, please!
	Watch out! Be careful!
	Wait at the door!
Don't run (rush)!	
Walk slowly!	
Starting	Let's begin! Let's start! Let's go on!
Stopping it	Stop it (that), please. Don't do that!
Handing over something	Bring me the...., please! Give me the....., please!
Opening / closing something	Open the door!
	Shut the door!
	Shut the window(s)!
	Open your book! Open your book at page...!
Asking for the English word	In English, please, What's .... in English?
Asking for repetition	Repeat (after me)!
	Say it again!
	Let's repeat! Again!
	Once more (again)!
Telling who	All together Only you. Now in groups. Now you, and you, then you....
Asking to speak differently	Louder, please! Speak up! Slow down, please!
Asking for understanding	Did you understand? Do you understand me?

Suggesting something	Let's play a game!	
Agreeing,	Well done! Very good! Super! Lovely! Fine! Great! Barvo!	
	O.K. All right! That's right! That's a good idea! I like that (very much)!	
Praising	Excellent! That's fantastic! Good work! Good girl! (boy) You are a champion!	
Saying it's okay	It's okay Never mind. That's all right!	
Asking questions	What would you like? What do you want?	
	What's the matter? What's going on?	
	Who'd like to sing? Who wants to sing? Who is going to sing?	
Playing board games	<p>Who's turn is it? Is it my turn? It's your turn. Choose a different counter each and place it on "START". The player with the highest number goes first. Take it in turns to throw the dice. Throw the dice (once each turn). Move forward three squares. If you throw a 6, have another go.</p>	<p>You need: 1 board 1 dice 1 counter each</p>
		
board game with counters	dice	board game


# ARRANGEMENTS

	<p><b>circle</b></p>
	<p><b>Pairwork</b></p>
	<p><b>Big circle</b> standing or sitting - all desks against the wall</p>
	<p><b>Square horseshoe</b> with all desks (and pair-work)</p>
	<p><b>Concentric circles</b> is one of the best physical classroom techniques for getting your beginners to talk. In concentric circles the children keep meeting different class-mates and are therefore happy to say the same thing several times.</p> <p>Explanation: Each child is facing a partner. First, the children say their sentences. Then the all outside circle children move round one place to their right and say the sentence again. Then they move to another place to their right and say their sentences again.</p>

# PLAYGROUND

			
cart	slide	three wheeler tricycle	rocking horse
			

# HOUSE / FLAT

	attic
	bathroom
	bedroom
	chimney
	dining room
	front door
	garage
	garden
	hall
	kitchen
sitting room	
stairs	

# USERS' CONTRIBUTIONS

Here student teachers and teachers have sent their contributions to this project. They created stories and illustrated them.

## Students' contributions

Title of the story	Author	Topic	Level
<u>Elliot the Elephant</u>	Pántye Melinda Szabó Bernadett	Jobs Days of the week	2-3
<u>Fluffy's Magic</u>	<b>Hauck Sarolta</b>	Friends Hobbies Summer	3
<u>Kate and Her Friends</u>	dr. Máténé Csabai Emöke	Animals, Farm, Food	1
<u>The Horse-Shoes</u>	Szmereka Viktória, Bujdosó Izabella	Animals Looking for something	2
<u>The Ill Cock</u>	Kazi Nikoletta Jónás Bernadett	Animals Illness	1
<u>The Way of Numbers</u>	Kozma Ferencné	Numbers summary of topics	2-3
<u>WINTER HOLIDAYS</u>	Bálint Nora	Weather, winter, clothing, presents, flat, shopping, food, Christmas decoration	1-3
<u>Shopping Around</u>	Horváth Eszter Ficsóri Erika	shopping shops jobs	3-4
<u>CAN and CANDY</u>	Kele Ildikó	public houses fruit looking for someone	1-2
<u>TOMMY THE PICKY</u>	Nóra Csordàs Zsuzsa Szálkai	food days of the week	2
<u>PEAK TWINS</u>	Imola Varga	Family, house, town,jobs,zoo,food, shopping, nationalities, housework, school,	4

## ELLIOT THE ELEPHANT



Once upon a time there was an elephant called Elliot who lived in the forest. He was very sad because he didn't know what to be.



On a shiny Monday morning he was sitting at the window. Suddenly Robert, the Rabbit ran in front of his house and was crying loudly, "Please, help me. Is there anybody to help me? I have a very bad toothache!" Elliot thought, "Hurray! I'm going to be a dentist!" He stopped the rabbit. "Wait a minute! I'll help you!" A few minutes later Elliot said, "Now, that's it!" "Oh, my God! What have you done? You pulled out my good tooth, too. You are a good-for-nothing!" Elliot went home and started crying.



The next day on Tuesday Elliot went for a walk and met Dave the Dove who was a postman in the forest. "Dear Elliot! Please help me, because I've broken one wing. Please, deliver these letters!" Elliot was so excited that he delivered the letters to the wrong places. In the afternoon Dave met Elliot and said, "Everybody is angry about you, because you mixed the letters! You are a good-for-nothing!" Elliot went home and started crying.



On Wednesday Elliot was sweeping the leaves when he saw Liam the Lion knocking on Willie the Wolf's door who was the hairdresser in the forest. Elliot asked Liam, "Isn't Willie at home?" "No, he isn't. But I wanted to have my hair cut." Elliot thought, "Hurray! I'm going to be a hairdresser!" "Oh, don't worry, I'll cut your hair, just close your eyes!" When Liam opened his eyes and saw himself in the mirror he shouted, "Oh, what have you done? I'm totally bald, there is no hair left on my head! You are a good-for-nothing!" Elliot went home and started crying.







On Thursday Elliot decided to go shopping. When he got to the shop, Brenda the Bear ran out of the shop and said, "I must go home for a short time because I've left some food on the cooker. Will you please help me in the shop?" "Of course!" Elliot thought, "Hurray! I'm going to be a shop assistant!" When Brenda came back Elliot was sitting on the stairs and cried, "Oh, sorry! I just wanted to help you but I've broken everything because I'm too big". Brenda was very angry, "You are a good-for-nothing!" Elliot went home and started crying.












On Friday morning Elliot heard a knock on his door. It was Oliver, the Owl, who was a teacher in the forest. "Elliot, you are the only one who can help me! Everybody is so busy and I have to fly to a teacher's conference. Will you please teach the alphabet to the students?" "Yes, of course! I will!" Elliot thought, "Hurray! I'm going to be a teacher!" When Oliver came back to school he asked the children to tell him the alphabet. They started: G, C, I, F, B, O... "Stop! Stop!" Oliver shouted "What have you taught them? You are a good-for-nothing!" Elliot went home and started crying.



	<p>On Saturday evening there was a party in the forest where all the animals were invited. They were very angry about Elliot but they decided to give him a last chance, so they asked Elliot to take a photo of them. Elliot was happy and thought, "Hurray! I'm going to be a photographer!"</p> <p>When the photo was developed they were all shocked because there were no heads in the pictures. Everybody said, "Go home, Eliot! You are a good-for-nothing!" Elliot went home and started crying.</p>
	<p>Elliot was watching the firework from his window and thought, "Am I really a good-for-nothing?"</p> <p>Then he went to bed, but he could not sleep.</p>
	<p>It was already Sunday evening when he smelt smoke. He went to the window and saw that there was a fire. First he went down to the river, then he ran to the flames and put out the fire with the water coming out of his nose.</p>
	<p>When the animals woke up they thanked Elliot and they appointed him Fireman of the Forest. Elliot was very proud and happy. He shouted, "Hurray! I am a fireman!"</p> <p>He lived happily ever after.</p> <p>THE END</p>

### Fluffy's Magic

	
	<p>Once there was a cat. His name was Fluffy.</p>
	<p>It was a warm summer day.</p> <p>Fluffy was sitting on a huge tree, and watching the fleecy clouds. He loved trying to guess what the clouds resemble. That was his favourite hobby.</p>
	<p>So sun was shining so brightly. As Fluffy was sitting on a tree he thought: "What a nice day! It would be a shame to waste all the time sitting here. I'd rather go for a walk and visit my favourite place".</p> <p>And he did so. He climbed down and set off.</p>
	<p>On his way he met Bunny, the rabbit. She was making carrot-jam. That was her favourite hobby.</p> <p>"Hello", Bunny said, "Where are you going?"</p> <p>"I'm going to see the sky and the sea unite and burst into flames", Fluffy answered.</p> <p>"Oh, I've never seen anything like that before. Can I go with you?"</p> <p>"Of course. You may."</p> <p>So on they went.</p>
	<p>On the way they met Teddy, the bear. He was picking flowers. That was his favourite hobby.</p> <p>"Hello, there", Teddy said, "Where are you going?"</p> <p>"We are going to see the sky and the sea unite and burst into flames!"</p> <p>"Oh, I've never seen anything like this before. Can I go with you?"</p> <p>"Of course. You may."</p> <p>So on they went.</p>
	<p>On the way they met Lupsy, the fox. He was chasing butterflies. That was his favourite hobby.</p> <p>"Hello", Lupsy said, "Where are you going?"</p>

	<p>We are going to see the sky and the sea unite and burst into flames!"          "Oh, I've never seen anything like this before. Can I go with you?"          "Of course. You may."          So on they went.</p>
	<p>On the way they met Peggy, the sheep. She was lying in the grass and listening to the birds' songs. That was her favourite hobby.          "Hi! Where are you going?" Peggy asked.          We are going to see the sky and the sea unite and burst into flames!"          "Oh, I've never seen anything like this before. Can I go with you?"          "Of course. You may."          So on they went.</p>
	<p>They climbed up the hills...          ...and came down from the hills...          ... they crossed a brook....</p>
	<p>.... they passed the apple orchard...          .... they flowery field...          ... and the sky-high pine trees.</p>
	<p>It was late afternoon when they reached the seaside. The sun was just about to go down. The sea was blue just like the sky.          "Here we are", Fluffy said.          The others were displeased.          "That's all?"          "Nothing seems to be unusual."          "Where's the magic?"          "Keep calm. Wait for the sunset", Fluffy whispered.</p>
	<p>And just as Fluffy said, the yellow sun slowly turned into orange, and then slowly into a blazing red.          Its shine painted the sky and the sea over. Suddenly the horizon between the sky and the sea disappeared and they seemed to be on fire.</p>
	<p>They all stood there gaping. It was much nicer than they could imagine. It was the most beautiful thing they have ever seen in their lives.</p>
	

## Kate and Her Friends



Kate lives in a little house.



When the sun rises, Kate gets up and puts on her T-shirt and jeans.



Then se goes to the garden where there are some flowers: forget-me-not flowers, snowdrops and tulips. She waters these flowers, because they are thirsty.



Then Kate feeds her dog Sussy with a bone, because she likes it.



Then she feeds her rabbit Bonny with a beetroot, because she likes it.



Then she feeds her pig Piggy with corn, because he likes it.



Then she feeds her chicken Henry with some wheat, because he likes it.



Then Kate feeds her cat Sid with a fish, because he likes it.



Then Kate feeds her mouse Jerry with some cheese, because he likes it.



At last Kate goes into the house where she eats a sandwich with chocolate milk, because she likes it.

## The Horse Shoes



Once upon a time there was a courtyard, and in this courtyard there was a mother horse and her little horse. The horse loved the young one, and the little one loved his mother.

One day the little horse was sad, and his mother asked him, "What's the matter, my dear?"

"I've lost my horse-shoes!" cried the little horse.

"Don't worry, don't be sad!" said his mother.



The little horse was very sad. He met a bear and asked him, "I can't find my horse-shoes. I have lost my horse-shoes. Have you seen my horse-shoes?"

"No, I haven't. I'm sorry", said the bear.



The little horse was very sad. He met a tortoise and asked him, "I can't find my horse-shoes. I have lost my horse-shoes. Have you seen my horse-shoes?"

"No, I haven't. I'm sorry", said the tortoise.



The little horse was very sad. He met a rabbit and asked him, "I can't find my horse-shoes. I have lost my horse-shoes. Have you seen my horse-shoes?"

"No, I haven't. I'm sorry", said the rabbit.

"But the blacksmith lives at the end of the road. He can help you."



The little horse found the blacksmith. He made shoes for the little horse. The little horse was very happy and went home to his mother.



When the little horse went home his mother was very happy and they danced together.

## The Ill Cock



One day the cock could not crow..



He ran to the cat and whispered: "Catty-Petty! Wake up as fast as you can, because the sun is shining!"



He ran to the dog and whispered: "Doggy-Woggy! Wake up as fast as you can, because the sun is shining!"



He ran to the hen and whispered: "Henny-Penny! Wake up as fast as you can, because the sun is shining!"



He ran to the horse and whispered: "Horsie-Porsy! Wake up as fast as you can, because the sun is shining!"



Then he ran to the bees and whispered: "Beezy-Meezy! Wake up as fast as you can, because the sun is shining!"



"What's wrong with you?  
Why don't you crow?  
Take some honey. It will help you."  
"Croow! Croooooow...."

## The Way of Numbers



Once upon a time there lived a beautiful princess in a great castle. Her name was Sunset.  
One day an ugly dragon saw her in the garden, he caught her and flew away with her.



The princess had a friend, a prince, who loved her very much. He wanted to take her back to the castle. He went to a wizard and asked, "How can I bring Sunset home?"  
The wizard answered, "You must follow the Way of Numbers and answer a question on each stone. Then the dragon loses its strength."



The prince stepped onto stone One.  
"At first", said the wizard, "tell me the name of a vegetable!"  
"One carrot", answered the prince and...



... stepped onto the stone Two.  
"Tell me the names of two fruits!"  
"Apple and orange. These are my favourite ones."



On the stone Three the wizard asked, "Can you name me three members of a family?"  
"Father, mother and sister", said the prince.



"This is stone Four. Tell me the names of four flowers!"  
"Rose, violet, tulip and lilac", said the prince and...



...stepped onto stone Five.  
"List five sweet things!"  
"Candies, cookies, chocolate, cakes and pudding are all sweet"  
"Now", said the wizard, "you are halfway up. The dragon is weaker than before, but he is still too strong for you."



"Here, on stone Six you must list six items of cloths.  
"These are trousers, socks, shoes, shirt, skirt and blouse."



"This is stone Seven. List seven English names!"  
"Susan, Thomas, Bob, Andrew, Winona, Sarah, Mary," said the prince and...



... stepped onto stone Eight.  
"Here you must tell me eight colours"  
"Red, orange, yellow, green, blue and violet are the colours of the rainbow, but black and white are colours, too."



On stone Nine the wizard asked, "Can you name me nine animals?"  
"Rabbits, frogs, dogs, cats, mice, fish, elephants, horses and ladybirds are all animals", answered the prince and...



.... stepped onto stone Ten.  
"This is your last step. Name ten objects that you can find in Sunset's room!"  
She has got a bed, a chair and a mirror on the table. In the drawer she keeps her comb, a pen and papers. She has got a nice curtain in front of her window."  
"Your last answer was correct, too. Now the dragon is weak, you can fight with him."



Then the prince fought with the dragon and won. He went home with beautiful Sunrise and at home they got married. And they lived happily ever after.



## WINTER HOLIDAYS

	<p>It's the sixth of December. The first snow has fallen. Violet and her brother Sammy are playing in the garden with their friends. It's cold, snowy and dark. The children are tired. It's time to go home.</p>
	<div style="display: flex; align-items: center;">  <div style="width: 80%;"> <p>There are clothes in the wardrobe. Put the clothes on the children. Violet is wearing... Sammy is wearing....</p> </div> </div>
	<p>It's six o'clock in the evening. The children have cleaned their boots. They have put some cookies and a cup of milk to the window for Santa Claus.</p>
	<p>It's seven o'clock in the morning. The children have got up and found the packets.</p>
	<p>Let's clean the house! bathroom living room kitchen dining room bedroom</p>
	<p>The family prepares for Christmas. Violet and Sammy have done the shopping. What is there in the shopping basket?</p>
	<p>Dinner is ready for Christmas Eve. What will they have for dinner?</p>
	<p>The children have gone for a walk. The parents have decorated the room and the Christmas tree.</p>
	<p>The children have come home. What can they find in their parcels?</p>



## SHOPPING AROUND



Sarah and her parents live in Shiptown. They often spend their freetime together. One of their favourite activities is to go shopping in their town. The family has a big, beautiful house with a garden. One day, it was Monday, Dad said, "Let's sort out some furniture."



So they got into their green car and off they drove to a furniture store. Mum loved the wooden wardrobes, desks, chair and beds. But Sarah suggested, "Let's buy a new sofa!" Dad wasn't happy about it. He liked his own idea, "Let's buy a new carpet! Our sofa is so nice, I got it from my Granny." Finally, they decided to buy a green carpet. Sarah was happy.



The same day the family passed a drapery and Mum asked, "Can we go into this shop?" I'd like to see those nice things inside." It was a very lovely place. Everybody looked around. Sarah loved touching the curtains, different kinds of laces, beautiful textiles. Mum bought a big table cloth and some napkins. Sarah was happy to carry them home.



Next day it was a Tuesday. As they spent quite a lot of money the day before, Dad had to go to the bank. He didn't need to queue for a long time. Everybody used the bank machine. He didn't, he gave the cheque to the lady. He got the money and put it into his wallet.



On his way home he thought to himself, "Let's make a surprise for Mum and Sarah!" So he dropped into the bakery he was passing by. His friend was the boss. He offered a wide range of rolls, hot cross buns, French bread, gingerbread men, muffins, and jam filled doughnuts. They smelled gorgeous and it was hard work for Dad which ones to choose and to take home. In the end he asked for some doughnuts with icing on the top and six pieces of rolls with cheese.



Next day was Wednesday. The family had no fruits and vegetables at home. Mum needed some meat, too. So she asked Sarah to bring her some carrots, cabbage, peas, potatoes, oranges and some mince lamb. They walked down the street with a big basket in Dad's hand. The lady at the greengrocery's was smiling. She showed Sarah all her fruits and vegetables: tomatoes, oranges, beans, bananas, lettuce, pepper, cauliflower, onion, apples, pears, peaches, and appricots. Sarah asked for everything she had on her shopping list and said good-bye.

		<p>After that, they still needed some meat. The butcher was as nice as the lady at the green grocer's. He showed them all the fresh meat he had that day: lamb, sausages, ham, bacon, beef, seafood, pork and fish. He was really proud of it.</p> <p>Sarah asked for some lamb and was glad to think of the Shepard's pie that her Mum was going to make for dinner.</p>
		<p>On Thursday Mum took Sarah to the stationary. She saw a lot of coloured papers, rulers, rubbers, nice pens and pencils, postcards, schoolbags and envelopes and many other things she needed for school. "Mum, let's buy everything I need!" she said. So they put their items into the basket and paid for them.</p>
		<p>Meanwhile, Dad went to see the tailor. He had a nice two-piece suit in his shop window. The tailor was very good at sewing trousers, dresses, robes, shirts and hats. Dad asked, "Could you make a nice dress for my little daughter?" "Yes, of course", the tailor answered. "Come back tomorrow. I will have finished it by then."</p>
		<p>Friday came. Dad visited the tailor and bought the brand new dress. On his way home he thought to himself, "My little daughter Sarah would be very happy with a pair of lovely shoes."</p> <p>As he was just passing the cobbler he had that idea. He entered the shop and asked, "Have you got a pair of little shoes for my daughter Sarah?" "Yes, I've got just one," answered the cobbler and gave them to Dad.</p> <p>When he arrived home, Sarah was the happiest girl in the world in her new pair of shoes.</p>
		<p>The weather turned chilly. The first signs of autumn appeared. Leaves began to fall. It was time for Sarah to start her first form. Her Mum and Dad made her a big surprise. They went to the railway station and bought Sarah her first bus pass. They also bought three tickets to a city called Journeytown. All of them were really glad to spend that day together.</p> <p>Sarah loves taking a journey by train. She enjoys it even more than going by car or coach. And now, she is looking forward to her first day of school.</p>

## CAN AND CANDY



This is a story about two bananas.  
Can was looking for Candy.  
Did he find her?



Can got up and he went out to visit Candy.  
But Candy wasn't at home.



Can went to school, and he asked Apple, "Did you see Candy here?"  
But Apple didn't see her.



Can went to the post office, and asked Grape, "Did you see Candy here?"  
But Grape didn't see her.



Can went to the park, and he didn't see Candy on his favourite bench.





Can went to the restaurant, and asked Orange, "Did you see Candy here?"  
But Orange didn't see her.










Can went to the museum, and asked Pear, "Did you see Candy here?"  
But Pear didn't see her.




Can went to the library, and asked Pineapple, "Did you see Candy here?"  
But Pineapple didn't see her.

	<p>Can went to the supermarket, and asked Cherry, "Did you see Candy here?" But Cherry didn't see her.</p>
	<p>Can didn't find Candy, and he went home sadly. Suddenly he saw her standing in front of her house. He was very happy.</p>

<b>TOMMY, THE PICKY</b>	
	<p>One day Tommy went to his grandma for a week. She wanted to court Tommy's favour, so she asked Tommy every day. On Monday she asked, "Do you like spinach, Tommy?" "No, I don't," said Tommy.</p>
	<p>On Tuesday his grandma asked, "Do you like egg-soup, Tommy?" "No, I don't," answered Tommy.</p>
	<p>On Wednesday she asked, "Do you like beans vegetable dish?" "No, I don't," answered Tommy.</p>
	<p>On Thursday she asked, "Do you want baked pumpkin?" "No, I don't," answered Tommy.</p>
	<p>On Friday grandma asked, "Do you like roasted sausage?" "No, I don't," answered Tommy.</p>
	<p>On Saturday grandma asked, "Do you like gruel?" "No, I don't," answered Tommy.</p>
	<p>On Sunday she wondered, "Do you like pancake, Tommy?" "Yes, I do. This is my favourite food! Thank you grandma."</p>



**PEAK TWINS**

		<b>Once upon a time there were....</b>
		<b>Our Family</b>
		<b>Our house</b>
		<b>Our town</b>
		<b>Jobs</b>
		<b>In the zoo</b>
		<b>Food</b> <b>Feasts (preparing for Christmas)</b>
		<b>Shopping</b> <b>(preparing for Christmas)</b>
		<b>Nationalities</b> <b>Guests are coming (preparing for Christmas)</b>
		<b>Housework</b> <b>(preparing for Christmas)</b>
		<b>classroom</b> <b>Back to school</b>

## THE MAGIC APPLE



Once upon a time there was a king. He was a very good king. He was generous and just. Everybody liked him in his country. He had a golden apple. This apple was a magic apple. Each time the king had a question the apple knew the answer and helped him.



An old woman lived not far from the king's castle. She had a daughter. They were very poor. They had to work very hard. They washed clothes all day, from morning to evening.



In the evening when the old woman went to bed, her daughter went into the garden and said, " My dear friends, little birds, nimble rabbits, beautiful butterflies, slow snails, funny frogs, little mice, come here. Come here everybody."

And all the animals that lived in the near forest went to see the girl. This girl could speak to the animals and she could also understand them. The animals always told her what happened in the forest. They danced, sang and played together.



One day a terrible thing happened. The king lost his magic apple. "I can't find my magic apple", he said. He was very sad because nobody could find his magic apple.



When the girl heard this, she called her friends. She asked them to find the apple. The birds and the butterflies were looking for the magic apple from high above. The mice and rabbits tried to find it in the forest. The frogs were looking for it in the nearest lake. Finally the animals found the apple. They brought the magic apple to the girl and the girl sent it back to the king.




















The king was very happy. He wanted to see the girl immediately. He sent two soldiers to find the girl because he wanted to marry her.



They had a wonderful wedding party. Everybody was very happy. They had a lot of guests from the forest, too. The rabbits, mice, butterflies, frogs and snails were all dancing and singing for three days and three nights.


## TEACHERS' CONTRIBUTIONS

<p><b>FAT BRAD</b></p> 	<p>written and illustrated by Andreas Gantner.</p> <p><i>This is Fat Brad. He is happy - now. He was born fat. And he liked to eat! Yes, indeed!</i></p> <p>At school he got problems because of his weight. He tried to do something against it, but it didn't help. Will he find friends? Will he be happy again? It's a nice book about people who are different and find out that it actually doesn't matter what you look like but what you are. It is dedicated to all Fat Brads and Slim Jims all around the world.</p>
	<p>This is Fat Brad. He is happy - now.</p>
	<p>He was born fat. And he liked to eat! Yes, indeed!</p>
	<p>At school all the other children laughed at him. Sad Fat Brad!</p>
	<p>He tried to eat less - but it did not work!</p>
	<p>He went jogging - but it did not work either.</p>
	<p>Brad remained fat. The children laughed at him. Poor Brad!</p>
	<p>He was so unhappy, that he started to eat lots of food. He would soon die - sad Fat Brad, but....</p>
	<p>Suddenly he heard a voice saying, "You are not like the others, that's why we like you! Come and join us.</p>
	<p>"Who are you?" Fat Brad asked anxiously.</p>
	<p>I am Slim Jim. Come and meet my friends:</p>

	<p>Small Paul...</p>
	<p>..Hairy Mary...</p>
	<p>...Big Nose Bill...</p>
	<p>... and Huge Head Hugh!"</p>
	<p>It does not matter what you look like, but it does matter how you are!" Slim Jim said. " A big welcome!" the others cheered.</p>
	<p>That night they had a big party. And Fat Brad had new friends!!</p>



## MORE RECOMMENDED BOOKS

<p>FAIRY TALES</p>	
--------------------	--



<p><b>THE MUSICIANS OF BREMEN</b></p> 	<p>A Penguin Young Readers Level 1; published by Longman</p> <p><i>Donkey runs away. What now? "I can sing with friends." "Can you sing, dog?" "Woof-woof!"</i></p> <p>(They meet a cat and a dog. At night they're very hungry.....)</p> <p>An exciting story adapted from the traditional fairy tale.</p>
<p><b>GOLDILOCKS AND THE THREE BEARS</b></p> 	<p>A Penguin Young Readers Level 1; published by Longman</p> <p><i>Here are three bears... Mummy, Daddy and Baby Bear. "Oh! This breakfast is hot!" "Let's go for a walk" Here is a bad girl, Goldilocks. She walks into the kitchen....</i></p> <p>(Goldilocks eats the bear's breakfast. She is a bad girl and the three bears are not happy.)</p> <p>An exciting story adapted from the traditional fairy tale.</p>
<p><b>THE MERMAID</b></p> 	<p>A Penguin Young Readers Level 1; published by Longman</p> <p><i>The sea king lives in a castle. His castle is under the sea. The king has six sisters. They are all girls with fish tails. One mermaid looks at the ships. She likes to see the men and women. Men and women have legs, not fish tails. She can see a handsome man. It is very windy. The ship is going down. The men and women jump in.....</i></p> <p>A wonderful story adapted from the traditional fairy tale.</p>
<p><b>SLEEPING BEAUTY</b></p> 	<p>A Penguin Young Readers Level 1; published by Longman</p> <p><i>Look at the baby princess. She is a beautiful baby. The good fairies give presents. Oh, no, the bad fairy! She gives a bad present. She hurts the young princess. It puts her to sleep. The princess sleeps and sleeps.....</i></p> <p>An exciting story adapted from the traditional fairy tale.</p>

# BIG PICTURE BOOKS






## For Beginners

<p><b>MRS WISHY WASHY</b></p> 	<p>written by Joy Cowley; illustrated by Elisabeth Fuller; published by Shortland Publications Ltd</p> <p><i>"Oh, lovely mud," said the cow, and she jumped in it.</i>  <i>"Oh, lovely mud," said the pig, and rolled in it.</i>  <i>"Oh, lovely mud," said the duck, and she paddled in it.</i>  <i>Along came Mrs Wishy-washy.....</i></p> <p>It's beautifully illustrated and told in a very simple language.</p>
<p><b>THIS IS THE BEAR</b></p> 	<p>written by Sarah Hayes; illustrated by Helen Craig; published by Walker Books</p> <p><i>This is the bear who fell in the bin.</i>  <i>This is the dog who pushed him in.</i>  <i>This is the man who picked up the sack.</i>  <i>This is the driver who would not come back....</i></p> <p>The boy, the bear and the dog are the best friends. But one day the dog pushes the bear into the rubbish bin and a most unusual adventure begins for them all!</p>
<p><b>I LOVE ANIMALS</b></p> 	<p>written and illustrated by Flora McDonnell; published by Walker Books</p> <p><i>I love Jock, my dog.</i>  <i>I love the ducks waddling to the water. I love the hens hopping up and down...</i>  <i>A girl loves all the animals on the farm and she hopes that all of them love her.</i></p> <p>It's a beautifully illustrated picture book.</p>
<p><b>HAIRY BEAR</b></p> 	<p>written by Joy Cowley; illustrated by Deirdre Gardiner; published by Shortland Publications Ltd.</p> <p><i>"Hairy Bear, Hairy Bear, I can hear robbers."</i>  <i>"I don't care, I don't care, I'll fim-fam-fight 'em."</i>  <i>"Hairy Bear, Hairy Bear, I can still hear robbers."</i>  <i>"I don't care, I don't care, I'll bim-bam-bash 'em"</i></p> <p>Will there be robbers downstairs or just their kids emptying the fridge?</p>

<p><b>WHERE'S MY TEDDY</b></p> 	<p>written and illustrated by Jez Alborough; published by Walker Books</p> <p><i>Eddy's off to find his teddy. Eddy's teddy's name is Freddy. He lost him in the wood somewhere. It's dark and horrible in there. "Help!" said Eddy. "I'm scared already! I want my bed! I want my teddy!</i> Eddy's lost his friend Freddy. So off he goes to the wood to find him. But the wood is dark and horrible and little Eddy is in for a gigantic surprise!</p>
<p><b>WE'RE GOING ON A BEAR HUNT</b></p> 	<p>Retold by Michael Rosen; illustrated by Helen Oxenbury; published by Walker Books.</p> <p><i>We're going on a bear hunt. We're going to catch a big one. What a beautiful day! We're not scared. Uh - uh! Grass! Long wavy grass. We can't go over it. We can't go under it. Oh no! We've got to go through it! Will they find the bear? What will happen? It's a dramatic and comic masterpiece.. beautifully produced, written and illustrated, this is a classic.</i></p>

## For Advanced

<p><b>THE SUN IS LAUGHING</b></p> 	<p>A collection of poems chosen by Sue Ellis; published by Walker Books</p> <p><b>Example: How many Stars?</b> <i>This morning she got up on the happy side of bed, pulled back the grey sky curtains and poked her head through the blue window of heaven, her yellow laughter spilled over....</i> The sun is laughing and so will you at some of the poems in this book. But you will frown and sigh and wonder too, for here are poems in a range of different moods and styles - from funny limericks and nonsense verse to thoughtful poems about animals and the natural world.</p>
<p><b>THINK OF AN EEL</b></p> 	<p>written by Karen Wallace, illustrated by Mike Bostock; published by Walker books</p> <p><i>Think of an eel. He swims like a fish. He slides like a snake. His fierce jutting mouth has teeth like a saw blade. He eats like a horse and swims up through the water.</i> Can there be any creature as mysterious or magical as an eel? Born far away in the Saragossa Sea, eels swim thousands of miles to the very same rivers in which their parents lived... Join one on his amazing journey.</p>
<p><b>CARE OF HENRY</b></p> 	<p>written by Anne Fine; illustrated by Paul Howard; published by Walker Books</p> <p><i>Hugo's mother was going to have a baby. Very soon. She kept saying to Hugo, "I'll only be gone for three days. I'm not asking you to chose a new mother. Just who you are going to stay with till I get back. So, come along, Hugo.</i> Hugo has to choose who to stay with while his mother's having a baby. Granny? Mrs Mariposa next door? Uncle Jack? Who will care for him - and his dog Henry - the best? See how he decides in this funny story.</p>

# G) FEEDBACK

## COMENIUS - BALL

**Project: 71519-CP-1.1999-1-AT-COMENUS-C31**

*We hope you enjoyed visiting our web page. In order to make this website a better one we welcome your feedback. Thank you!*



	completely agree	partially agree	don't know	partially disagree	completely disagree
	++	+	?	-	--
<b>DESIGN</b>					
The access to the website is easy	<input type="radio"/>	<input type="radio"/>	<input type="radio"/>	<input type="radio"/>	<input type="radio"/>
The access to the website is fast	<input type="radio"/>	<input type="radio"/>	<input type="radio"/>	<input type="radio"/>	<input type="radio"/>
The design of the website is user-friendly	<input type="radio"/>	<input type="radio"/>	<input type="radio"/>	<input type="radio"/>	<input type="radio"/>
<b>TEACHER'S MANUAL</b>	++	+	?	-	--
The teacher's manual is understandable.	<input type="radio"/>	<input type="radio"/>	<input type="radio"/>	<input type="radio"/>	<input type="radio"/>
The teacher's manual is useful.	<input type="radio"/>	<input type="radio"/>	<input type="radio"/>	<input type="radio"/>	<input type="radio"/>
The strategies in the teacher's manual will be easy to implement.	<input type="radio"/>	<input type="radio"/>	<input type="radio"/>	<input type="radio"/>	<input type="radio"/>
<b>OBJECTIVES</b>	++	+	?	-	--
The objectives are clearly stated.	<input type="radio"/>	<input type="radio"/>	<input type="radio"/>	<input type="radio"/>	<input type="radio"/>
The objectives are relevant to young learners.	<input type="radio"/>	<input type="radio"/>	<input type="radio"/>	<input type="radio"/>	<input type="radio"/>
The objectives are appropriate for the level of the young learners.	<input type="radio"/>	<input type="radio"/>	<input type="radio"/>	<input type="radio"/>	<input type="radio"/>

ACTIVITIES & MATERIALS	++	+	?	-	--
The activities are related to the objectives.	<input type="radio"/>	<input type="radio"/>	<input type="radio"/>	<input type="radio"/>	<input type="radio"/>
The activities respond to the teacher's needs.	<input type="radio"/>	<input type="radio"/>	<input type="radio"/>	<input type="radio"/>	<input type="radio"/>
The activities are appropriate for the level of the young learners.	<input type="radio"/>	<input type="radio"/>	<input type="radio"/>	<input type="radio"/>	<input type="radio"/>
The activities are easy to implement.	<input type="radio"/>	<input type="radio"/>	<input type="radio"/>	<input type="radio"/>	<input type="radio"/>
The activities are interesting.	<input type="radio"/>	<input type="radio"/>	<input type="radio"/>	<input type="radio"/>	<input type="radio"/>
GENERAL OPINION	++	+	?	-	--
In general, I find the web site interesting.	<input type="radio"/>	<input type="radio"/>	<input type="radio"/>	<input type="radio"/>	<input type="radio"/>
In general, I find the web site useful.	<input type="radio"/>	<input type="radio"/>	<input type="radio"/>	<input type="radio"/>	<input type="radio"/>

Name :

Occupation :

Organisation/School :

**Comments :**

Write your comment here!

Thank you

